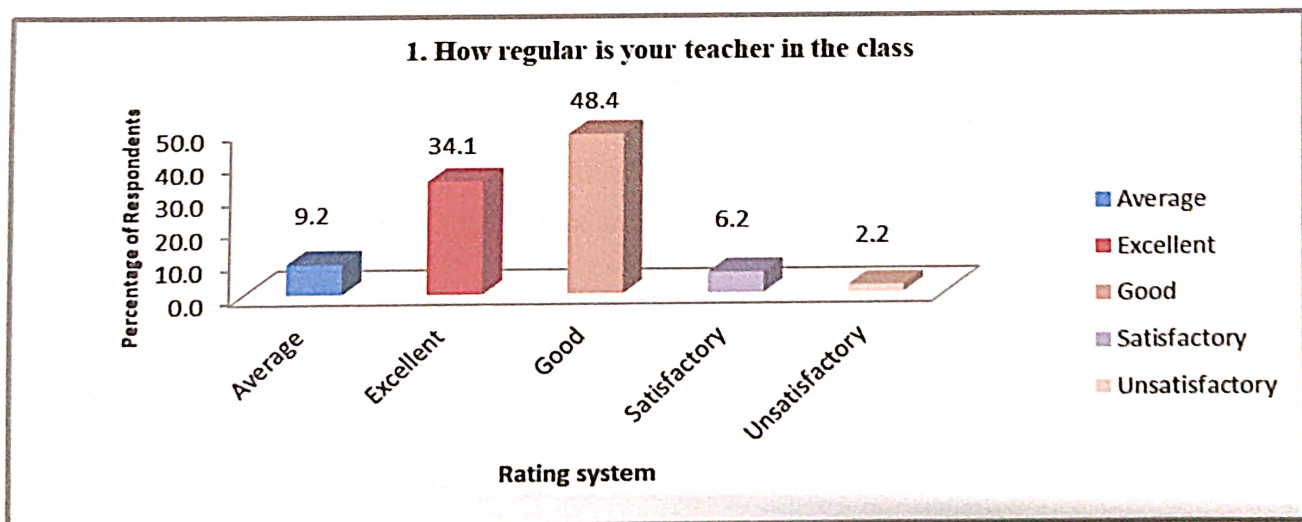


FEEDBACK ANALYSIS 2023-24

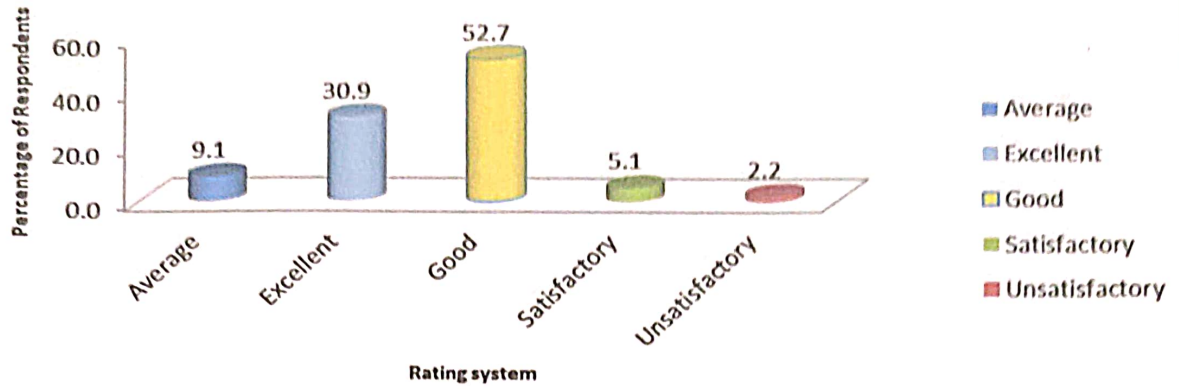
A general feedback was taken from the outgoing students and the faculties in 2023-24. The total number of responses from the students is 273 in which 42.73% (total stud. 639). The analysis on overall feedback gives us a sigh of relief as the results are quite satisfactory. The students expressed their satisfaction regarding regular timely classes which also have well maintained discipline. They are also satisfied with good communication skills and knowledge base of the teachers.

❖ Feedback on teachers by the outgoing students

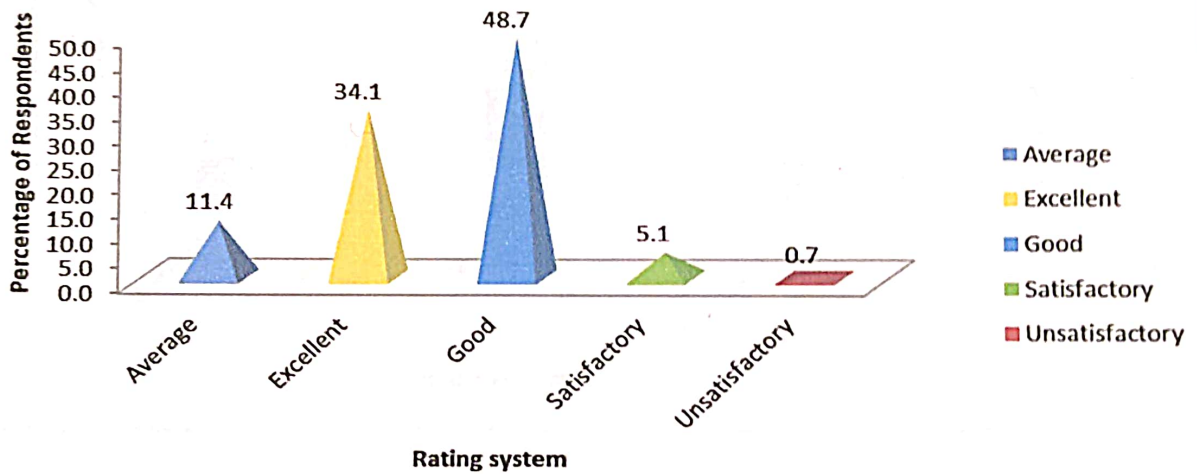
Rating system	Q1 (in %)	Q2 (in %)	Q3 (in %)	Q4 (in %)	Q5 (in %)	Q6 (in %)	Q7 (in %)
Excellent	9.2	9.1	11.4	6.6	5.1	7.7	39.2
Average	34.1	30.9	34.1	43.6	53.1	38.5	5.9
Good	48.4	52.7	48.7	44.3	37.4	48.4	39.9
Satisfactory	6.2	5.1	5.1	4.8	3.7	4.0	12.5
Unsatisfactory	2.2	2.2	0.7	0.7	0.7	1.5	2.6



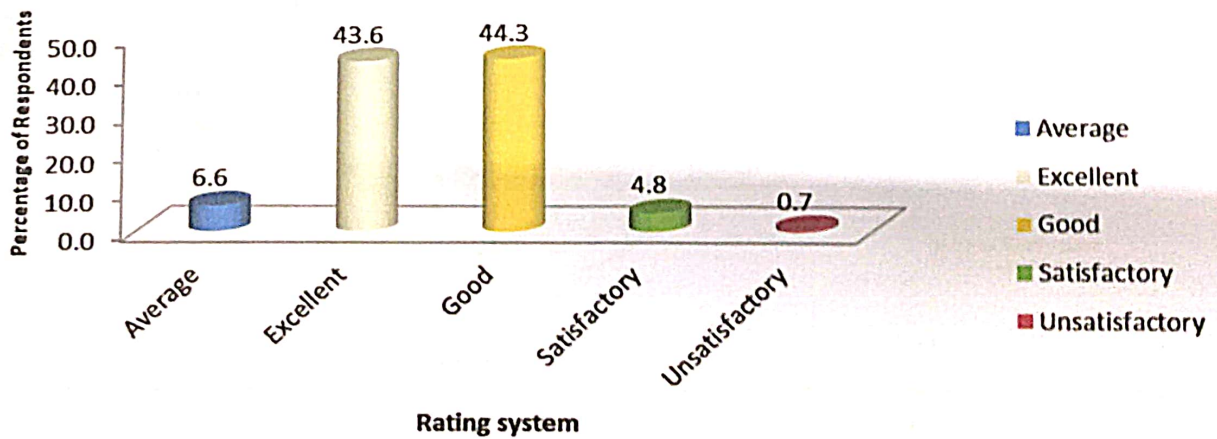
2. Does your teacher attend the classes on time



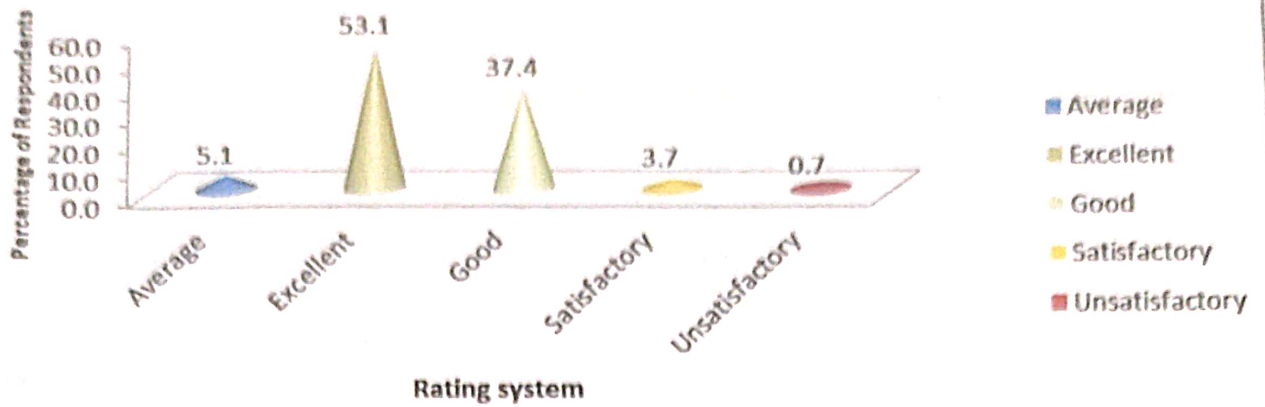
3. How clearly do you understand the lectures of your teachers



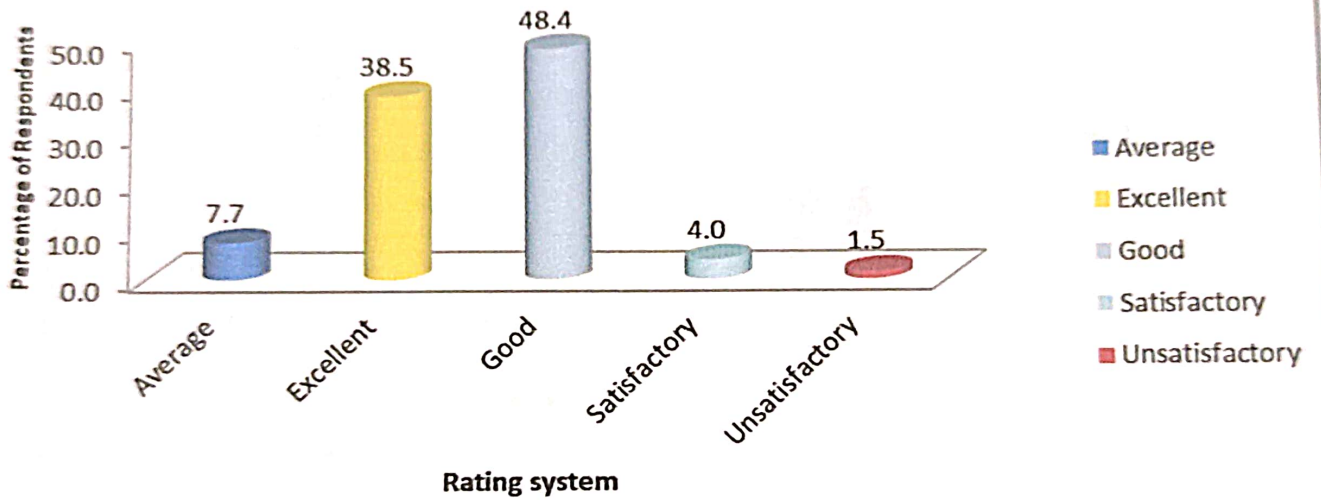
4. Is the teachers able to maintain discipline in the classes



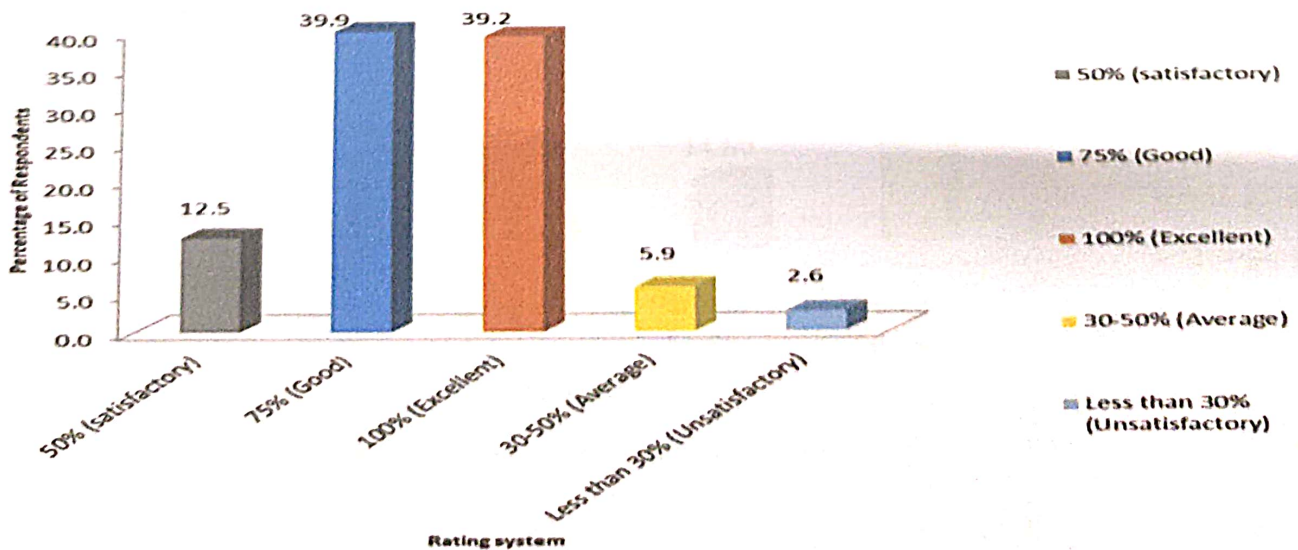
5. How would you rate your teachers 's knowledge



6. How well do the teachers communicate in the classes

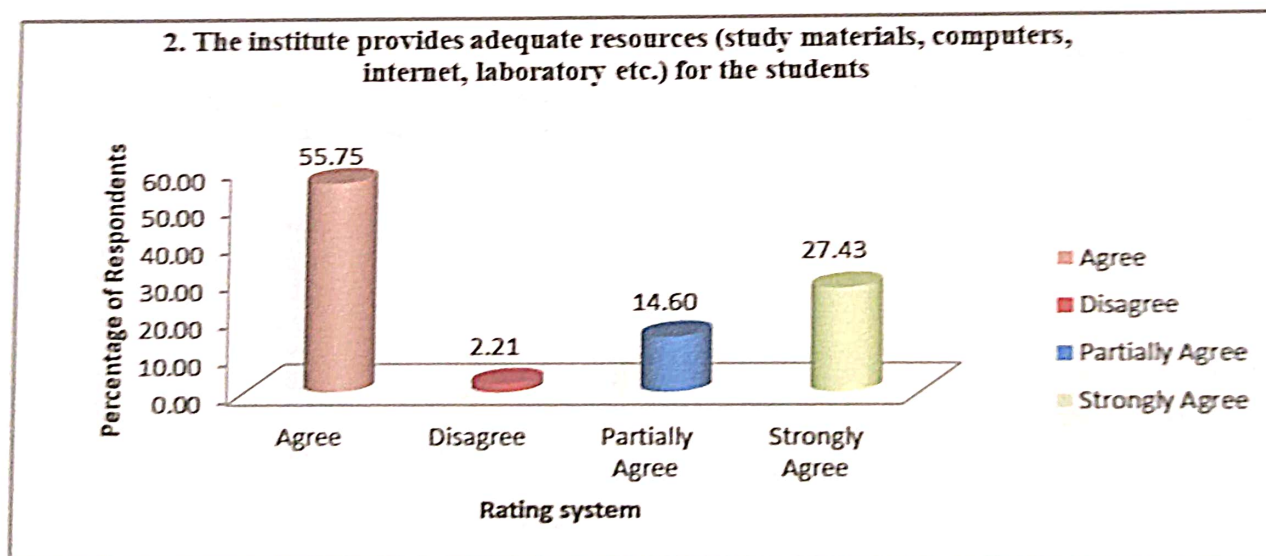
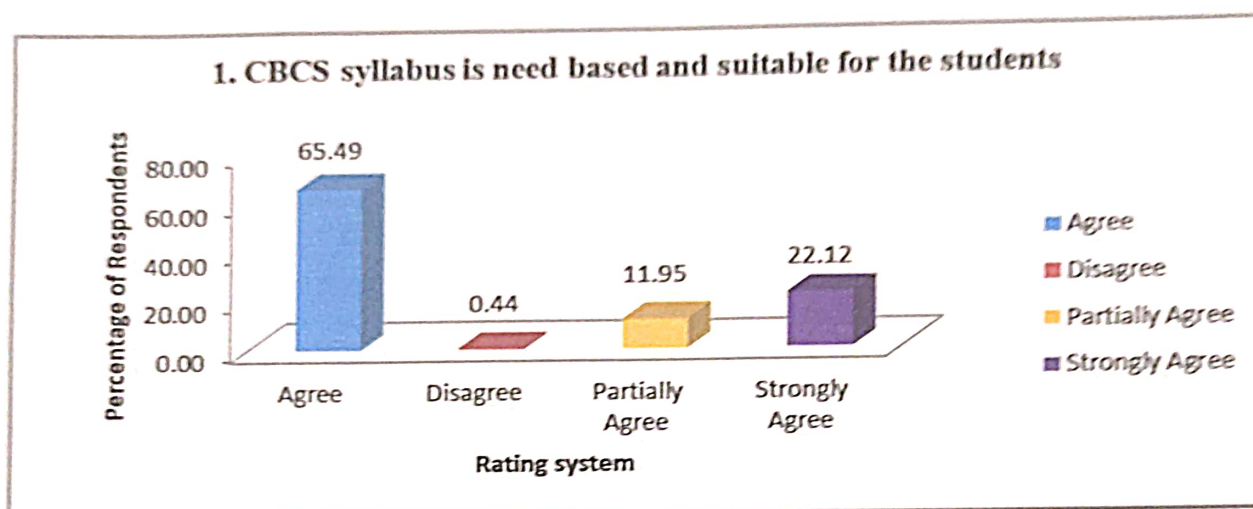


7. What percentage of syllabus was covered in class by your teachers

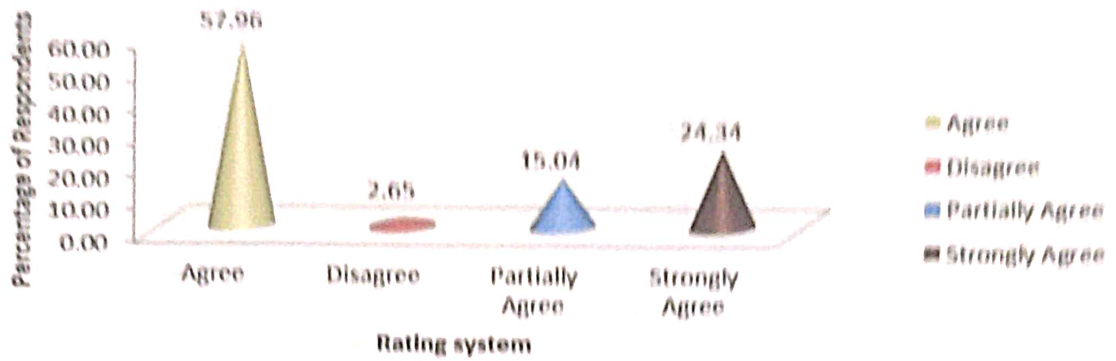


Alumni Feedback at a Glance, 2023-24

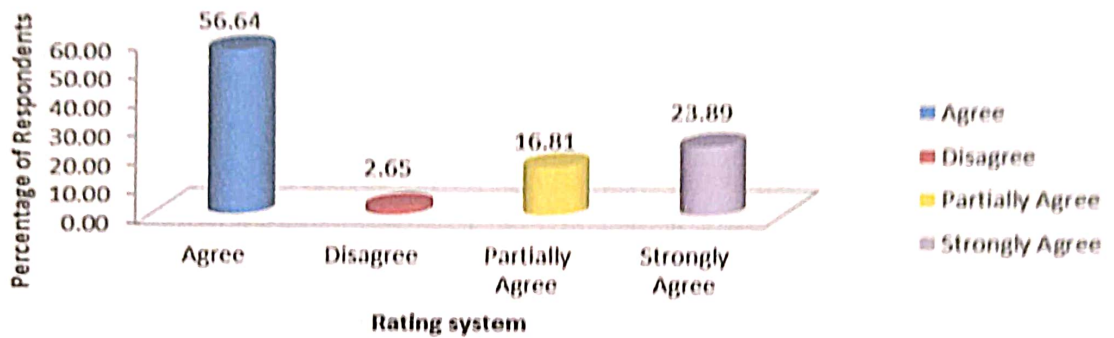
Rating system	Q1 (in %)	Q2 (in %)	Q3 (in %)	Q4 (in %)	Q5 (in %)	Q6 (in %)
Agree	65.49	55.75	57.96	56.64	57.52	55.31
Disagree	0.44	2.21	2.65	2.65	0.44	3.10
Partially Agree	11.95	14.60	15.04	16.81	7.52	10.18
Strongly Agree	22.12	27.43	24.34	23.89	34.51	31.42




3. Sanitation and hygiene are well maintained in the campus



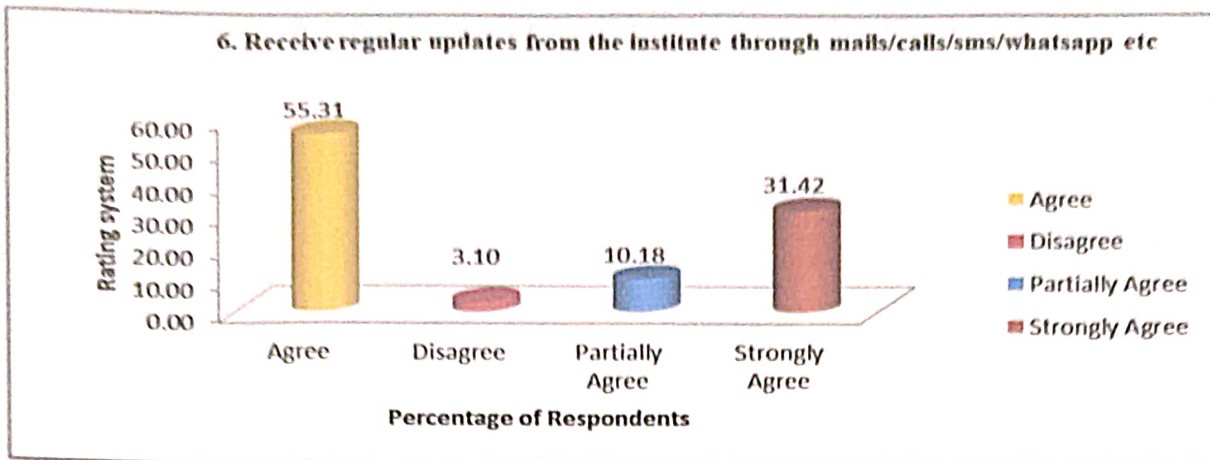
4. The institute handle student's grievance properly



5. The institute encourages the students to participate in various kinds of activities (cultural, social, student seminar, educational tour, exhibition etc)



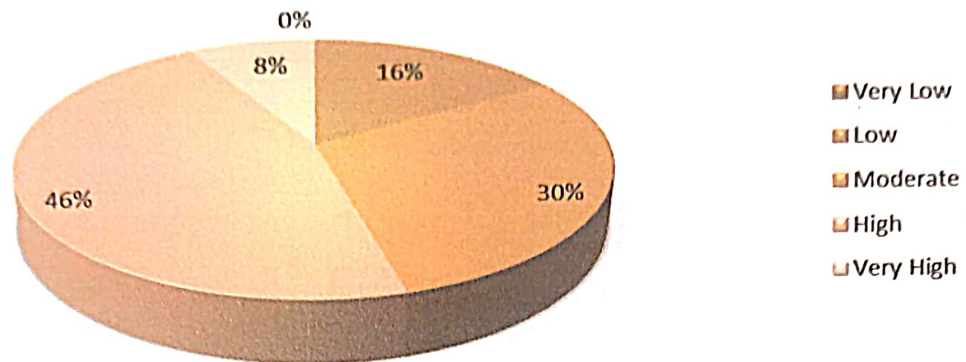
6. Receive regular updates from the institute through mails/calls/sms/whatsapp etc



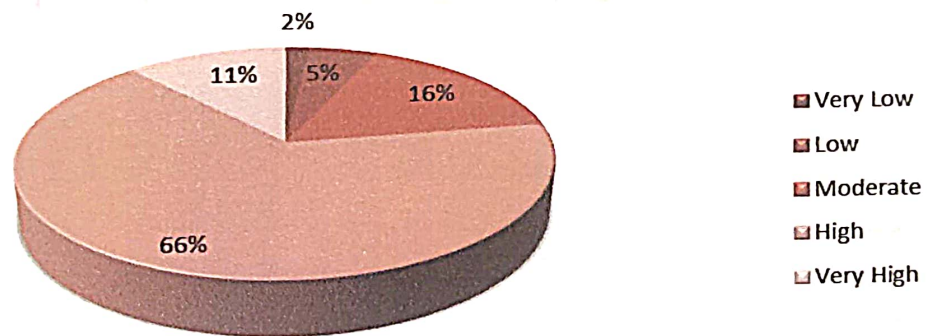
Teachers' Feedback on outgoing students and teaching ambience

Rating system	Q1 (in %)	Q2 (in %)	Q3 (in %)	Q4 (in %)	Q5 (in %)
Very low	0.0	1.64	1.64	4.92	1.64
Low	16.39	4.92	3.28	1.64	4.92
Moderate	29.51	16.39	22.95	16.39	8.20
High	45.90	65.57	62.30	49.18	36.07
Very High	8.20	11.48	9.84	27.87	49.18

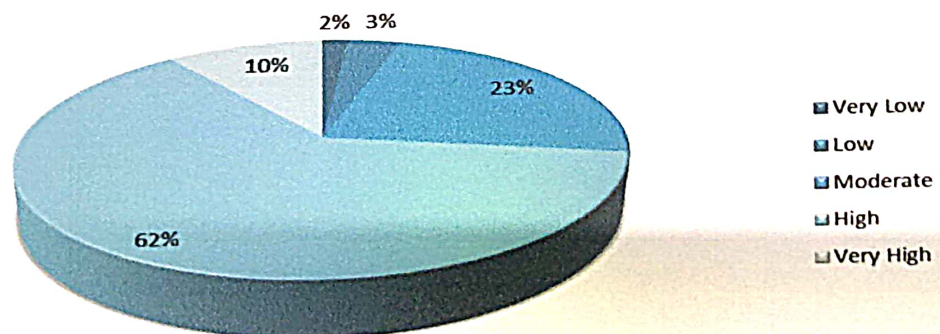
1. Rank the prerequisite knowledge of the students for the course



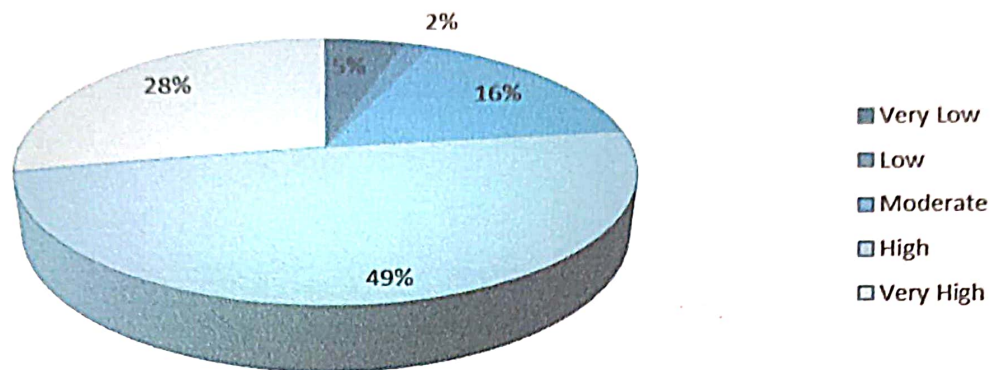
2. Rank the attendance of the students



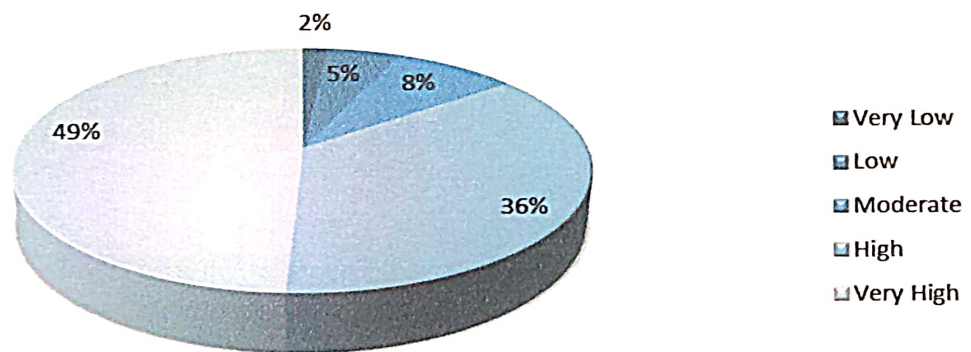
3 Rank the interaction quality of the students



4. Rank the adequacy of the time allotted to teach this course



5. Rank the adequacy of infrastructure to teach this course



Action Taken Report

A general feedback on overall teaching was taken from outgoing students in 2023-24. Teachers' feedback was also taken on syllabus, infrastructure, and class management etc. Analysis on students' feedback reveals that the students are quite satisfied with their teachers and the way of teaching. A few students expressed their grievances which we have to take care. Based on the teachers' feedback the following actions are suggested:

1. Classes should be more interactive; more student's centric methods such as experiential learning, participative learning and problem solving methodologies should be used to get more regularized attendance of the students.
2. All DICs are requested to prepare a list of required books. They are also encouraged to develop a Departmental library.
3. Parent-teacher meeting should be more regularized.
4. As our institution has digital library facility, the librarians are requested to conduct orientation classes for the students as well as the teachers to avail the library facilities online.

J. Chande
Department of Chemistry
Sonamukhi College
Sonamukhi, Bankura



B. M. W.
Principal
Sonamukhi College